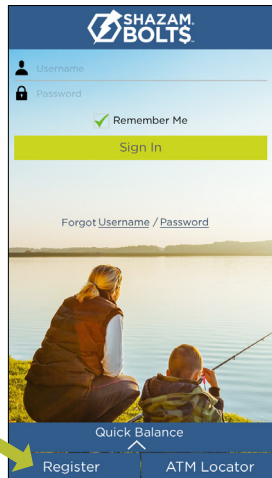




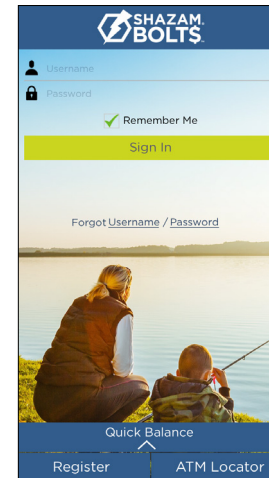
SHAZAM BOLT\$ CARDHOLDER QUICK GUIDE

For users with basic functionality.



ENROLL

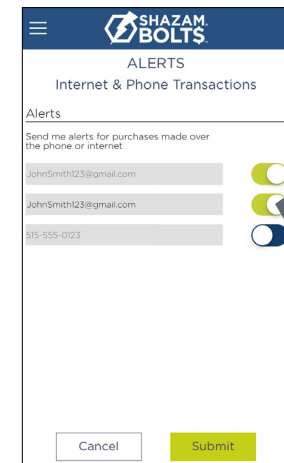

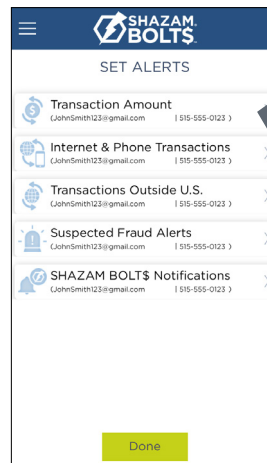
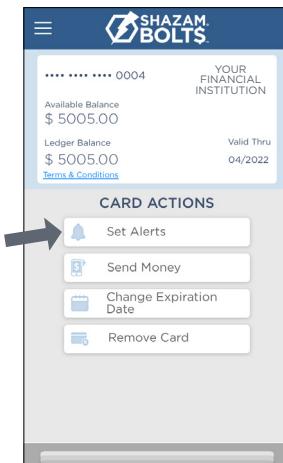
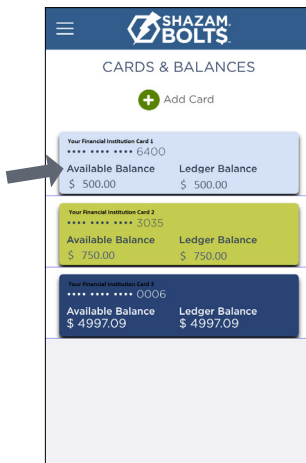
- Download SHAZAM BOLT\$ for free from the [Apple App Store](#) or [Google Play](#)
- Select **Register**
- Enter your debit card number
- Review and accept product terms and conditions
- Proceed with the Card Verification process and complete the User Profile information
- Activate the account via email activation link



LOGGING IN

- Enter your username and password, or enable fingerprint access
- See your balances without logging in by tapping **Quick Balance**

MANAGE ALERTS



- Select a card from **Cards & Balances** screen
- Tap **Set Alerts** on the **Card Actions** screen

There are several options for alerts — tap on each to determine your alert delivery settings and configure the app to best fit your needs.

Here you can set alerts for

- Transactions over a certain amount
- Internet and phone transactions
- Transactions outside of the U.S.

Choose how you want to receive alerts.

- Set alerts to send to your email and / or via text message (confirmation of the mobile number is required the first time text message alerts are enabled and standard text messaging fees may apply)
- Text messaging is an optional feature that needs to be enabled by your financial institution

SHAZAM BOLTS

USER PROFILE

First Name: John
Last Name: Smith
Mobile Number: 515-555-0123
Primary Email Address: JohnSmith123@gmail.com
Secondary Email Address: JohnSmith1234@gmail.com
Address: 1213 Main St
City: Anytown, State: IA, Zip Code: 55555

Cancel Save

SHAZAM BOLTS

LOGIN PREFERENCES

Quick Balance: [Toggle On]
View your account balance without signing in.

Remember Me: [Toggle On]
Save your username to sign in quickly.

Log In with Fingerprint: [Toggle On]
All fingerprints stored on this device will have access to all features within SHAZAM BOLTS.

Cancel Save

SHAZAM BOLTS

USER SETTINGS

Select Receive Card >
Change Password >
Add Card >
Delete BOLT\$ Account >

Done

SHAZAM BOLTS

CREATE A TRAVEL NOTICE

Card: Please select
Trip start date: mm/dd/yy, Trip end date: mm/dd/yy
Select your destination(s): Please select
Note / Memo to your Financial institution.

Cancel Submit

SUBMIT TRAVEL NOTICE

- Tap **Manage Travel Notices** on the Menu screen
- Select a card and provide your travel details

USER PREFERENCES

- Tap **User Profile** on the **Menu** screen to manage your personal information
- Tap **Login Preferences** on the **Menu** screen to enable Quick Balance, Remember Me and fingerprint access
- Tap **User Settings** on the **Menu** screen to change your password, add / delete a card or select a Receive Card
 - Tap **Select Receive Card** to choose a card to receive money from other users

SHAZAM BOLTS

USER SETTINGS

Select Receive Card >
Change Password >
Add Card >
Delete BOLT\$ Account >

Done

SHAZAM BOLTS

ADD CARD 1 OF 3
CARD ELIGIBILITY
Please enter your card details to determine eligibility for this service.

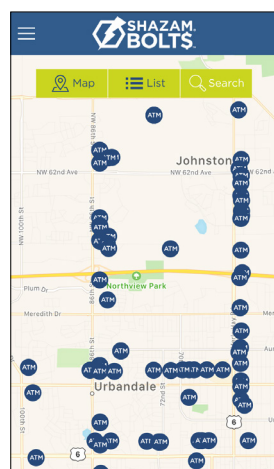
Capture card

Card Number: **** *
Valid Thru: Month Year

Cancel Next

ADDING A CARD

- Tap **Add Card** from the **Cards & Balances** or **User Settings** screen
- Follow the same prompts to register the card
- Review and accept the terms and conditions and verify the card



ATM LOCATOR

- Tap **ATM Locator** on the **Sign In** or **Menu** screen to find the nearest ATM
- If GPS Location Services is enabled, the locator will pinpoint your location
- Tap Search icon to find a location

Note: Passwords must contain at least one capital letter, one lowercase letter, one number, one special character (!, @, #, \$, %, &, or *) and be 5 to 32 characters in length. You're required to change your password once a year.