

Community Health Services Development (CHSD)

2022 FINDINGS FOR Sidney, MONTANA

Sidney Health Center (SHC) participated in the Community Health Services Development (CHSD) project, a community health needs assessment process, administrated by the Montana Office of Rural Health and funded in part through the Montana Health Research and Education Foundation (MHREF) Flex Grant. In March 2022, Sidney Health Center's service area was surveyed about its healthcare system.

CLICK
this icon to read
the full report



Richland County's TOP THREE

...to improve
healthcare access

Expanded **same-day**
clinic availability

More **primary care**
providers

More **specialists**

...for a healthy
community

Access to healthcare
and other services

Good jobs & a **healthy**
economy

Strong **family life**

...for desired healthcare services

Chronic pain
management



37.8%

Urology



29.6%

Acupuncture



22.4%

Healthcare UTILIZATION

...most utilized preventive
services in past year

**Flu shot /
immunizations**



60.2%

Dental exam



56.1%

**Birthday lab
work**



55.3%

...location of primary care
providers used most often

59.3%

Sidney

11%

Fairview

5.1%

Billings

...location of hospital used
most in last 3 years

Sidney


68.9%

Billings

18.9%

Bismarck, ND

1.1%



47.1%

reported they or a member
of their household **did not**
get (or delayed) needed
medical services.

Overall **quality of care** at Sidney Health Center was rated
"good" (3.1 out of 4.0)

1

2

3

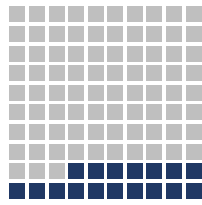
4

Healthy COMMUNITIES



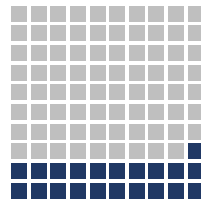
59.5%

Rated their own mental health as "Good".



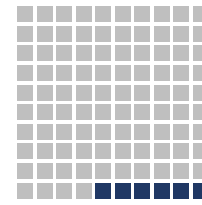
16.7%

said cost prohibited them from getting prescriptions or taking them regularly.



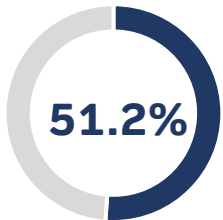
20.6%

Felt depressed on most days for at least three consecutive months in the past 3 years.



6.3%

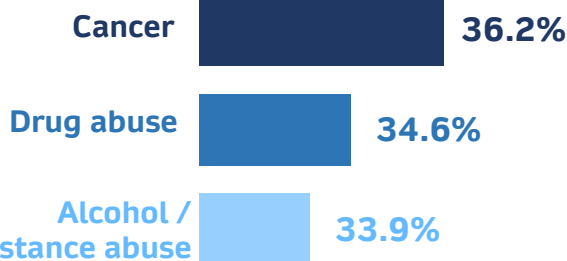
Indicated that they felt lonely or isolated "Most days"



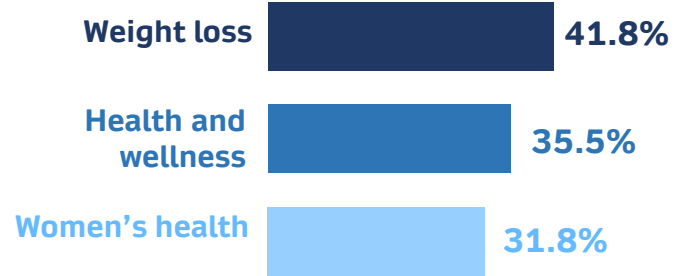
51.2%

Feel their community is **somewhat healthy**

...top health concerns



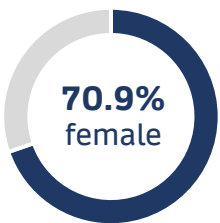
...interest in health education classes



...physical activity

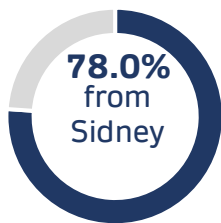


Survey DEMOGRAPHICS



70.9% female

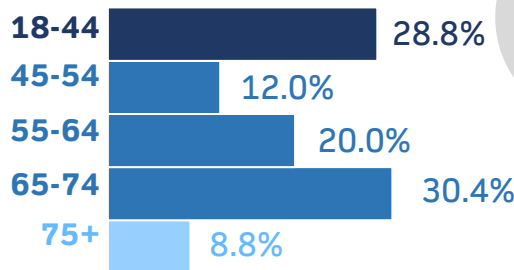
29.1% male



78.0% from Sidney

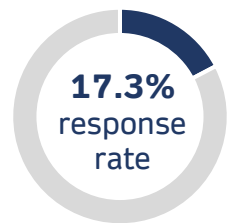
9.4% Fairview

...age range



52.0% work full time

26.0% retired



17.3% response rate

(127) surveys were submitted

Findings from community INTERVIEWS

...major issues/concerns

- Healthcare workforce recruitment and retention
- Mental health
- Aging in place

...services needed

- Primary care providers
- Eye care
- Home health and hospice
- Healthcare workforce recruitment and retention
- Pediatrician(s)
- Urologist
- Dermatologist
- Lactation support services
- Childcare
- More outreach and awareness of local services
- Mental and behavioral health resources
- Better access to enrollment in resources like Medicaid and SNAP
- Preventive health education
- Community center for recreation